

BC22 SERIES CMOS OSCILLATOR - 2.5 x 2.0 x 0.82mm

Frequency Range	0.5MHz to 110.000MHz		
Supply Voltage $\pm 5\%$	1.8V	2.5V	3.3V
Output Load	15pF		
Current Consumption	15mA max		
Temperature Range	-20 °C to +70°C or -40 °C to +85°C		
Operating	-55 °C to +125°C		
Storage	±25 ppm to ±50 ppm		
Frequency Stability	CMOS		
Output	45% to 55%		
Symmetry (Duty Cycle)	10ns max		
Output Rise / Fall Time (tr/ff)	90% Vdd		
High Output Voltage	10% Vdd		
Low Output Voltage	No Connection		
Pin 1 Tri-state	Output Enable Voltage		
	Output Enable Voltage		
	Output Disable Voltage		
Oscillation Start Up Time	5ms max		
Aging	±3 ppm max		
Phase Jitter (12kHz to 20MHz)	1 ps max		
Period Jitter (Pk to Pk)	±25ps max		
Note 1	Inclusive of calibration, temp stability, supply change, load change, shock and vibration, and 5 years aging		

PART NUMBERING GUIDE

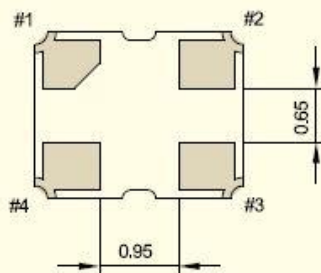
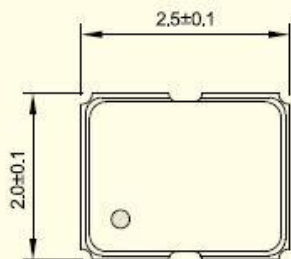
Series	Voltage	Temperature Range/Stability	Frequency
BC22	1.8V = 1	-20 °C to +70°C /25 ppm = A	25M000
	2.5V = 2	-40 °C to +85°C /25 ppm = B	
	3.3V = 3	-20 °C to +70°C /50 ppm = C	
		-40 °C to +85°C /50 ppm = D	

For other Tolerance, Stability, and Temperature options please consult factory

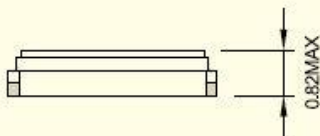
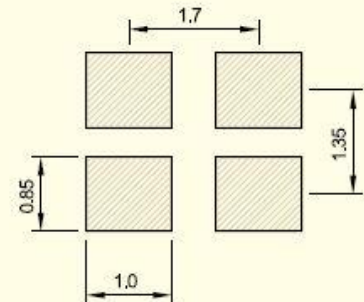
Example P/N: BC22 – 3 – B –25M000

To Request a Quote click here - www.beckelec.com/request-a-quote/

MECHANICAL DRAWING



• Recommended Soldering Pattern



CONNECTION

- #1 : N,C or EN/DIS (Tri-State)
- #2 : GND
- #3 : OUTPUT
- #4 : VDD

6718 N. 59th Avenue, Glendale, AZ 85301

Phone: 623-435-6555 ▪ Email: sales@beckelec.com