


BC53 SERIES CMOS OSCILLATOR - 5.0 x 3.2 x 1.3mm

Frequency Range	32.768kHz to 250.000MHz	
Supply Voltage $\pm 5\%$	(1.8V ~ 160MHz max) (2.5V, 3.3V ~ 250MHz) (5.0V ~ 125MHz max)	
Output Load	15pF	
Current Consumption	See Chart Below	
Temperature Range	Operating Storage	-20 °C to +70 °C or -40 °C to +85 °C
		-55 °C to +125 °C
Frequency Stability	± 25 ppm to ± 50 ppm	
Output	CMOS	
Symmetry (Duty Cycle)	45% to 55%	
Output Rise / Fall Time (tr/ff)	10ns max (except 32.768kHz)	
High Output Voltage	90% Vdd	
Low Output Voltage	10% Vdd	
	Output Enable Voltage	No Connection
Pin 1 Tri-state	Output Enable Voltage	70% Vdd
	Output Disable Voltage	30% Vdd
Oscillation Start Up Time	5ms max	
Aging	± 3 ppm max	
Phase Jitter (12kHz to 20MHz)	1 ps max	
Period Jitter (Pk to Pk)	± 25 ps max	
Note 1	Inclusive of calibration, temp stability, supply change, load change, shock and vibration, and 5 years aging	

CURRENT CONSUMPTION: MAXIMUM mA

MHz	≤ 25	≤ 40	≤ 60	≤ 80	≤ 125	≤ 160	≤ 250
1.8V	4	6	10	15	25	30	
2.5V	6	8	12	18	30	35	40
3.3V	10	15	20	25	40	45	50
5.0V	15	20	30	35	50		



BC53 SERIES OSCILLATOR PART NUMBERING GUIDE

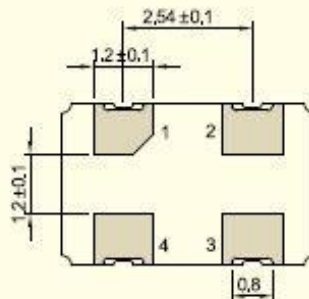
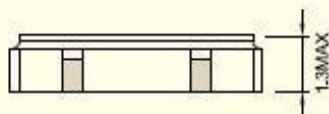
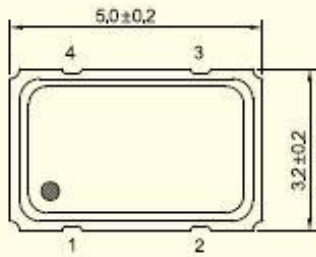
Series	Voltage	Temperature Range/Stability	Frequency
BC53	1.8V = 1	-20 °C to +70°C /25 ppm = A	25M000
	2.5V = 2	-40 °C to +85°C /25 ppm = B	
	3.3V = 3	-20 °C to +70°C /50 ppm = C	
	5.0V = 5	-40 °C to +85°C /50 ppm = D	

For other Tolerance, Stability, and Temperature options please consult factory

Example P/N: BC53 – 3 – B –25M000

To Request a Quote click here - www.beckelec.com//request-a-quote/

MECHANICAL DRAWING



CONNECTION
 1: N.C or EN/DIS(Tri-State)
 2: GND
 3: OUTPUT
 4: Vdd

• Recommended Soldering Pattern

