


**BC53M SERIES MIL TEMP CMOS OSCILLATOR - 5.0 x 3.2 x 1.3mm**

Frequency Range	32.768kHz, 1.000MHz to 160.000MHz	
Supply Voltage ± 10%	(1.8V, 2.5V, 3.3V - 1.000MHz ~160MHz) (2.5V, 3.3V – 32.768kHz) (5.0V - 1.000 ~106.250MHz)	
Output Load	15pF	
Current Consumption	See Chart Below	
Temperature Range	Operating	-55 °C to +125°C
	Storage	-55 °C to +125°C
Frequency Stability	±100 ppm	
Output	CMOS	
Symmetry (Duty Cycle)	45% to 55%	
Output Rise / Fall Time (tr/tf)	10ns max (except 32.768kHz)	
High Output Voltage	90% Vdd	
Low Output Voltage	10% Vdd	
Pin 1 Tri-state	Output Enable Voltage	No Connection
	Output Enable Voltage	70% Vdd
	Output Disable Voltage	30% Vdd
Oscillation Start Up Time	5ms max	
Aging	±3 ppm max	
Phase Jitter (12kHz to 20MHz)	1 ps max	
Period Jitter (Pk to Pk)	±25ps max	
Note 1	Inclusive of calibration, temp stability, supply change, load change, shock and vibration, and 5 years aging	

**CURRENT CONSUMPTION: MAXIMUM mA**

MHz	1.000 to 34.999	35.000 to 60.000	60.001 to 99.999	100.000 to 106.250	106.251 to 160.000
1.8V	8	15	25	35	35
2.5V	10	20	30	40	40
3.3V	16	25	40	50	50
5.0V	25	50	60	80	



## BC53M SERIES OSCILLATOR PART NUMBERING GUIDE

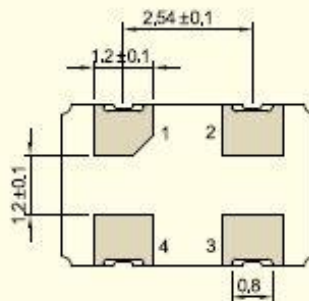
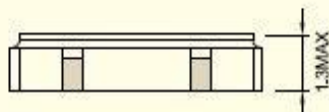
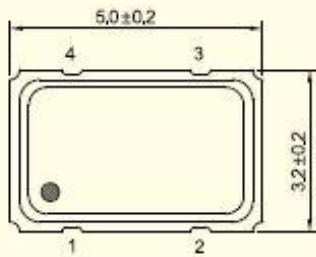
Series	Voltage	Temperature Range/Stability	Frequency
<b>BC53M</b>	<b>1.8V = 1</b>	<b>-55 °C to +125°C /100 ppm = Z</b>	<b>25M000</b>
	<b>2.5V = 2</b>		
	<b>3.3V = 3</b>		
	<b>5.0V = 5</b>		

For other Tolerance, Stability, and Temperature options please consult factory

**Example P/N: BC53M – 3 – Z –25M000**

To Request a Quote click here - [www.beckelec.com/request-a-quote/](http://www.beckelec.com/request-a-quote/)

## MECHANICAL DRAWING



CONNECTION  
 1: N.C or EN/DIS(Tr-State)  
 2: GND  
 3: OUTPUT  
 4: Vdd

• Recommended Soldering Pattern

