

BC53P SERIES LVPECL OSCILLATOR - 5.0 x 3.2 x 1.3mm

Frequency Range	0.750MHz to 800.000MHz	
Supply Voltage $\pm 5\%$	2.5V	3.3V
Temperature Range	-20 °C to +70°C or -40 °C to +85°C	
Operating	-55 °C to +125°C	
Storage	± 50 ppm to ± 100 ppm	
Frequency Stability		
Current Consumption	70mA max	90mA max
Output Load	50Ω to Vdd-2.0V	
Output	LVPECL	
Symmetry (Duty Cycle)	45% to 55%	
Output Rise / Fall Time (tr/ff)	300ps typ, 600ps max (20% to 80%)	
High Output Voltage	Vdd-1.025V min to Vdd-0.88V max	
Low Output Voltage	Vdd-1.81V min to Vdd-1.62V max	
Pin 1 Tri-state	Output Enable Voltage	No Connection
	Output Enable Voltage	70% Vdd
	Output Disable Voltage	30% Vdd
Oscillation Start Up Time	5ms max	
Aging	± 3 ppm max	
Phase Jitter (12kHz to 20MHz)	1 ps max / 4ps multiplier	
Period Jitter (Pk to Pk)	± 25 ps max	
Note 1	Inclusive of calibration, temp stability, supply change, load change, shock and vibration, and 5 years aging	

PART NUMBERING GUIDE

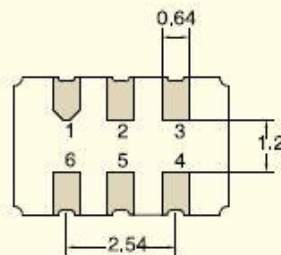
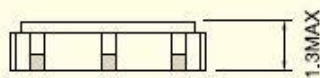
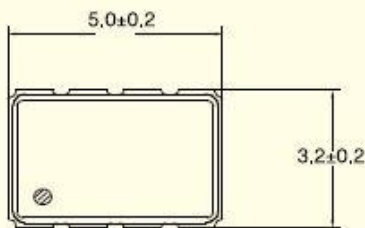
Series	Voltage	Temperature Range/Stability	Frequency
BC53P	2.5V = 2	-20 °C to +70°C /50 ppm = C	100M000
	3.3V = 3	-40 °C to +85°C /50 ppm = D	
		-20 °C to +70°C /100 ppm = E	
		-40 °C to +85°C /100 ppm = F	

For other Tolerance, Stability, and Temperature options please consult factory

Example P/N: BC53P – 3 – E –100M000

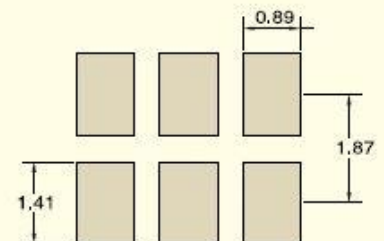
To Request a Quote click here - www.beckelec.com/request-a-quote/

MECHANICAL DRAWING



- CONNECTION
- #1 Tri-state or N.C
 - #2 N.C
 - #3 GND
 - #4 OUTPUT
 - #5 C-Output
 - #6 Supply Voltage

•Recommended Soldering Pattern



6718 N. 59th Avenue, Glendale, AZ 85301 ▪ Phone: 623-435-6555

Website: www.beckelec.com ▪ Email: sales@beckelec.com