



## BV144 SERIES CMOS VCXO - 14.4 x 9.6 x 5.5mm

Frequency Range	1.000MHz ~ 160.000MHz		
Supply Voltage $\pm 5\%$	3.3V	5.0V	
Current Consumption	50mA	65mA	
Pin 1 Control Voltage	1.65V $\pm$ 1.35V (1.65V)	2.5V $\pm$ 2.0V (2.5V)	
Frequency Deviation	$\pm 50$ ppm min	$\pm 100$ ppm min	$\pm 150$ ppm min
Linearity / Slope	10% / Positive		
Temperature Range	-20 °C to +70°C or -40 °C to +85°C		
Operating Storage	-55 °C to +125°C		
Frequency Stability	$\pm 25$ ppm to $\pm 50$ ppm		
Output Load Condition (CMOS)	15pF		
Symmetry (Duty Cycle)	45% to 55%		
Output Rise / Fall Time (tr/ff)	7ns max (20% to 80%)		
High Output Voltage	90% Vdd		
Low Output Voltage	10% Vdd		
Oscillation Start Up Time	5ms max		
Aging	$\pm 5$ ppm max		
Phase Jitter (12kHz to 20MHz)	100 ps		
Period Jitter (Pk to Pk)	25ps max		
Note 1	Inclusive of calibration, temp stability, supply change, load change, shock and vibration, and 5 years aging		

## PART NUMBERING GUIDE

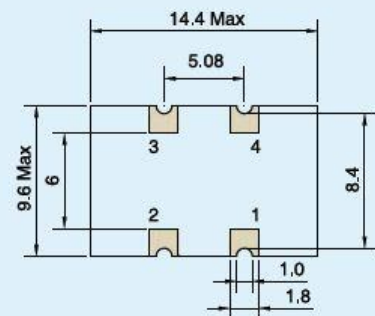

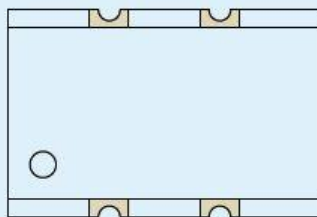
Series	Voltage	Temp Range/Stability	Pulling Range	Frequency
BV144	3.3V = 3	-20 °C - +70°C /25 ppm = A	$\pm 50$ ppm min = 5	50M000
	5.0V = 5	-40 °C - +85°C /25 ppm = B	$\pm 100$ ppm min = 10	
		-20 °C - +70°C /50 ppm = C	$\pm 150$ ppm min = 15	
		-40 °C - +85°C /50 ppm = D		

For other Tolerance, Stability, and Temperature options please consult factory

Example P/N: BV144 – 3 – B – 15 – 50M000

To Request a Quote click here - [www.beckelec.com//request-a-quote/](http://www.beckelec.com//request-a-quote/)

## MECHANICAL DRAWING



### PIN CONNECTION

- 1 V.C
- 4 GND
- 5 OUTPUT
- 8 Vdd

6718 N. 59th Avenue, Glendale, AZ 85301 ▪ Phone: 623-435-6555

Website: [www.beckelec.com](http://www.beckelec.com) ▪ Email: [sales@beckelec.com](mailto:sales@beckelec.com)