

BV53 SERIES CMOS VCXO - 5.0 x 3.2 x 1.3mm

Frequency Range	1.000MHz ~ 200.000MHz		1.000MHz ~ 60.000MHz
Supply Voltage $\pm 5\%$	2.5V	3.3V	5.0V
Current Consumption	40mA	50mA	35mA
Pin 1 Control Voltage	1.25V \pm 1.05V (1.25V)	1.65V \pm 1.35V (1.65V)	2.5V \pm 2.0V (2.5V)
Frequency Deviation	± 50 ppm min	± 100 ppm min	± 150 ppm min
Linearity / Slope	10% / Positive		
Temperature Range	-20 °C to +70 °C or -40 °C to +85 °C		
Operating Storage	-55 °C to +125 °C		
Frequency Stability	± 25 ppm to ± 50 ppm		
Output Load Condition (CMOS)	15pF		
Symmetry (Duty Cycle)	45% to 55% (1MHz to 70MHz)	40% to 60% (70.001MHz to 200MHz)	
Output Rise / Fall Time (tr/tf)	5ns max (20% to 80%)		
High Output Voltage	90% Vdd		
Low Output Voltage	10% Vdd		
Pin 2 or 5 Tri-state	Output Enable Voltage	No Connection	
	Output Enable Voltage	70% Vdd	
	Output Disable Voltage	30% Vdd	
Oscillation Start Up Time	5ms max		
Aging	± 3 ppm max		
Phase Jitter (12kHz to 20MHz)	100 ps		
Period Jitter (Pk to Pk)	25ps max		
Note 1	Inclusive of calibration, temp stability, supply change, load change, shock and vibration, and 5 years aging		

PART NUMBERING GUIDE

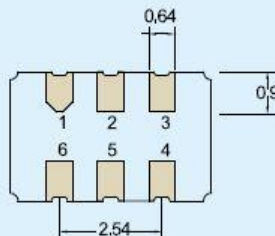
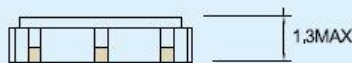
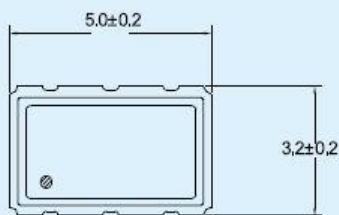
Series	Voltage	Temp Range/Stability	Pulling Range	Tristate	Frequency
BV53	2.5V = 2	-20 °C - +70 °C /25 ppm = A	± 50 ppm min = 5	Pin 2 = T2	25M000
	3.3V = 3	-40 °C - +85 °C /25 ppm = B	± 100 ppm min = 10	Pin 5 = T5	
	5.0V = 5	-20 °C - +70 °C /50 ppm = C	± 150 ppm min = 15		
		-40 °C - +85 °C /50 ppm = D			

For other Tolerance, Stability, and Temperature options please consult factory

Example P/N: BV53 - 3 - B - 10 - T2 - 25M000

To Request a Quote click here - www.beckelec.com/request-a-quote/

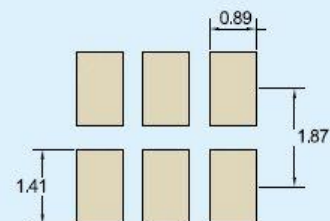
MECHANICAL DRAWING



CONNECTION

- #1 V,C
- #2 Tri-State or N.C
- #3 GND
- #4 OUTPUT
- #5 Tri-State or N,C
- #6 Vdd

· Recommended Soldering Pattern



6718 N. 59th Avenue, Glendale, AZ 85301 ▪ Phone: 623-435-6555

Website: www.beckelec.com ▪ Email: sales@beckelec.com