

BVF53L SERIES LVDS VCXO - 5.0 x 3.2 x 1.3mm

Frequency Range	1.000MHz to 80.000MHz (Fundamental)	
Supply Voltage $\pm 5\%$	2.5V	3.3V
Current Consumption	80mA max	
Pin 1 Control Voltage	1.25V \pm 1.05V (1.25V)	1.65V \pm 1.35V (1.65V)
Frequency Deviation	± 100 ppm min	
Linearity / Slope	10% / Positive	
Temperature Range	-20 °C to +70 °C or -40 °C to +85 °C	
Operating Storage	-55 °C to +125 °C	
Frequency Stability	± 25 ppm to ± 50 ppm	
Output Load Condition	100 Ω Differential	
Symmetry (Duty Cycle)	45% to 55%	
Output Rise / Fall Time (tr/tf)	1ns max (20% to 80%)	
High Output Voltage	1.4V typ ~ 1.6V max	
Low Output Voltage	1.1V typ ~ 0.9V min	
Pin 2 Tri-state	Output Enable Voltage	No Connection
	Output Enable Voltage	70% Vdd
	Output Disable Voltage	30% Vdd
Output Differential Voltage	0.247V ~ 0.454V	
Offset Voltage	1.125V ~ 1.375V	
Oscillation Start Up Time	5ms max	
Aging	± 3 ppm max	
Phase Jitter (12kHz to 20MHz)	1ps max	
Note 1	Inclusive of calibration, temp stability, supply change, load change, shock and vibration, and 5 years aging	

PART NUMBERING GUIDE

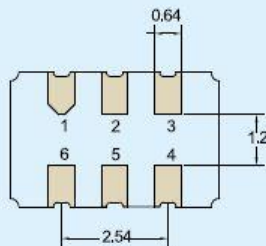
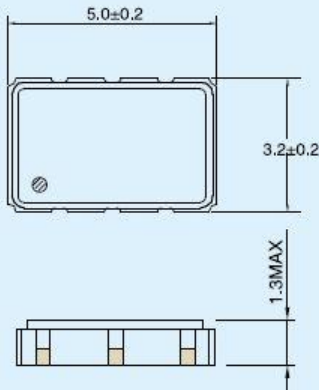
Series	Voltage	Temp Range/Stability	Pulling Range	Frequency
BVF53L	2.5V = 2 3.3V = 3	-20 °C - +70 °C /25 ppm = A -40 °C - +85 °C /25 ppm = B -20 °C - +70 °C /50 ppm = C -40 °C - +85 °C /50 ppm = D	± 100 ppm min = 10	25M000

For other Tolerance, Stability, and Temperature options please consult factory

Example P/N: **BVF53L – 3 – B – 10 – 25M000**

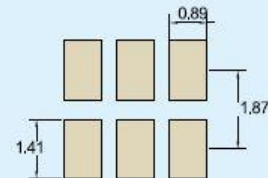
To Request a Quote click here - www.beckelec.com/request-a-quote/

MECHANICAL DRAWING



- CONNECTION**
- #1 V.C
 - #2 Tri-State
 - #3 GND
 - #4 OUTPUT 1
 - #5 OUTPUT 2
 - #6 Vdd

Recommended Soldering Pattern



6718 N. 59th Avenue, Glendale, AZ 85301 ▪ Phone: 623-435-6555

Website: www.beckelec.com ▪ Email: sales@beckelec.com