

BVF75P SERIES LVPECL VCXO - 7.0 x 5.0 x 1.7mm

Frequency Range	1.000MHz to 65.000MHz (Fundamental)	
Supply Voltage $\pm 5\%$	2.5V	3.3V
Current Consumption	80mA max	
Pin 1 Control Voltage	1.25V \pm 1.05V (1.25V)	1.65V \pm 1.35V (1.65V)
Frequency Deviation	± 100 ppm min	
Linearity / Slope	10% / Positive	
Temperature Range	-20 °C to +70°C or -40 °C to +85°C	
Operating Storage	-55 °C to +125°C	
Frequency Stability	± 25 ppm to ± 50 ppm	
Output Load Condition	50 Ω to Vdd -2.0V	
Symmetry (Duty Cycle)	45% to 55%	
Output Rise / Fall Time (tr/ff)	1ns max (20% to 80%)	
High Output Voltage	Vdd-1.025V min to Vdd-0.88V max	
Low Output Voltage	Vdd-1.81V min to Vdd-1.62V max	
Pin 2 Tri-state	Output Enable Voltage	No Connection
	Output Enable Voltage	70% Vdd
	Output Disable Voltage	30% Vdd
Oscillation Start Up Time	5ms max	
Aging	± 3 ppm max	
Phase Jitter (12kHz to 20MHz)	1ps max	
Note 1	Inclusive of calibration, temp stability, supply change, load change, shock and vibration, and 5 years aging	

PART NUMBERING GUIDE

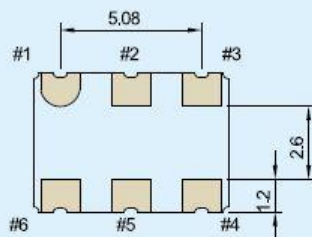
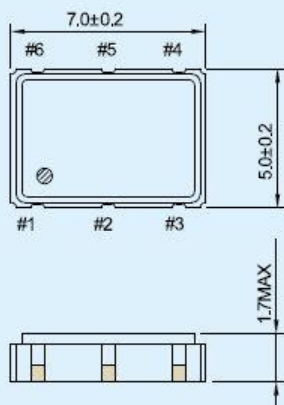
Series	Voltage	Temp Range/Stability	Pulling Range	Frequency
BVF75P	2.5V = 2 3.3V = 3	-20 °C - +70°C /25 ppm = A -40 °C - +85°C /25 ppm = B -20 °C - +70°C /50 ppm = C -40 °C - +85°C /50 ppm = D	± 100 ppm min = 10	25M000

For other Tolerance, Stability, and Temperature options please consult factory

Example P/N: BVF75P – 3 – B – 10 – 25M000

To Request a Quote click here - www.beckelec.com/request-a-quote/

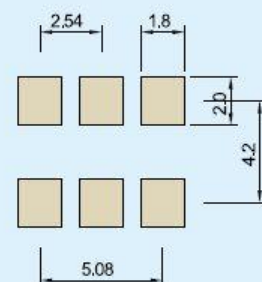
MECHANICAL DRAWING



CONNECTION

- #1 V.C
- #2 Tri-State
- #3 GND
- #4 OUTPUT 1
- #5 OUTPUT 2
- #6 Vdd

Recommended Soldering Pattern



6718 N. 59th Avenue, Glendale, AZ 85301 ▪ Phone: 623-435-6555

Website: www.beckelec.com ▪ Email: sales@beckelec.com